

# SURENDRANATH LAW COLLEGE

24/2, Mahatma Gandhi Road, Kolkata – 700009

Phone No. 23503896

email – [snlcollege@gmail.com](mailto:snlcollege@gmail.com)

[www.snlawcollege.ac.in](http://www.snlawcollege.ac.in)

---

**Ref. No. SNLC/IQAC/ACA/031/2025-2026**

**Date: 23.04.2025**

## **NOTICE**

This is for information of all the students of Surendranath Law College and others that the college is going to organize an Online 30 hours Certificate Course (Value-added Course) on “Digital Evidence” from 25.04.2025 to 09.05.2025. The course will be conducted online through Zoom Platform.

The course will be coordinated by Dipanwita Datta, Avirupa Chatterjee and Moumi Banerjee.

The classes will be addressed by Prof. (Dr.) Kumar Askan Pandey, Prof. (Dr.) Afkar Ahmed, Prof. (Dr.) Suryakana Baladhikari, Prof. (Dr.) Tanurup Das, Prof. Faisal Fasih as resource persons and speakers. Seats are limited, so, candidates will be preferred on first come first serve basis.

External participants have to pay registration fee of Rs.500/- and payment should be made through the same payment link given hereinabove.

1. Registration link for outside participants  
<https://acsyserp.snlawcollege.ac.in/CertificateCourseSignup.aspx>
2. Payment link for outside students  
<https://acsyserp.snlawcollege.ac.in/STUDENTS/LOGIN.ASPX>
3. Registration link for internal students (It is mandatory for 8<sup>th</sup> Semester Students)  
<https://acsyserp.snlawcollege.ac.in/STUDENTS/LOGIN.ASPX>

**Last Date of Registration : 25.04.2025 till 12:00 Noon.**

Candidates who will secure regular attendance and submit the daily feedback form (will be provided during lectures) and complete the assignments will get participation certificate at the end of the course.

The course curriculum and the Schedule of the program is attached hereunder.

**NOTE : All the participants are requested to login through ERP Portal for everyday Class Schedule, so, no link will be provided in the Whatsapp Group.**

Sd/- Dipwanita Datta  
Course Coordinator  
Surendranath Law College

Sd/- Avirupa Chatterjee  
Course Coordinator  
Surendranath Law College

Sd/- Moumi Banerjee  
Vice Principal  
Surendranath Law College



## **Value Added Course and/or Certificate Course on DIGITAL EVIDENCE**

**Course Coordinator** : Avirupa Chatterjee, Dipanwita Datta, Moumi Banerjee

**Resource Person** : Dr. Kumar Askan Pandey, Mobile : 9919493369

**Time** : 05.00 p.m. to 07.00 p.m. in Online Mode

**Schedule** : 18.04.2025 onwards

**Duration** : 30 Hours

### **Course Structure:**

#### **PART I**

##### **Module I : Computer Knowledge**

- Basic Knowledge/concept of Computer.
- Data Collection : different sources of forensic data.
- Data Backup and recovery and Data recovery solution.
- File Systems and file types: analyzing structures.
- Use of computer forensics in Law enforcement.

##### **Module II : Evidence collection and preservation.**

- Types of Evidence—Methods of collection.
- Duplication and preservation of digital Evidence.
- Preserving the Digital Crime Scene.
- Manner of seizure of digital document and preserving Computer forensic Evidence
- Computer image verification and authentication.

#### **PART II**

##### **Module III: Information Technology Act, 2000**

- Definitions
- Penal Provisions
- Jurisdictions
- Investigation and trial of offences under the Act
- Salient features of the Act

##### **Module IV : Indian Evidence Act, 1872**

- Definition of Evidence.
- Admissibility of electronic evidence.
- Mode of Proof.
- Recording of evidence through video conferencing.
- Appreciation of electronic evidence.

##### **Module V : Criminal Procedure (Identification) Act, 2022**

- Object
- Features
- Comparison between Prisoners Identification Act and Criminal Procedure (Identification) Act, 2022.



### **Part III**

- Cyber-security fundamentals.
- Identification of digital evidence.
- Data hiding techniques.

### **Module VI: Analysis of Important Judgments**

- Amittabh Bagchi V Ena Bagchi AIR 2005 Cal 11
- Harpal Singh V State of Punjab 2017 CrLJ 551 (SC)
- Dharambir V CBI 148 (2008) DLT 289
- Anvar P.V Vs P.K.Basheer AIR 2015 SC 180
- Arjun Panditrao Khotkar V Kailash Kushanrao Gorantyal (2020) 7 SCC 1



# SURENDRANATH LAW COLLEGE

24/2, Mahatma Gandhi Road, Kolkata – 700009

Phone No. 23503896

Email – snlcollege@gmail.com | principal@snlawcollege.ac.in

Website : www.snlawcollege.ac.in

## **30 HOURS VALUE ADDED CERTIFICATE COURSE THROUGH ONLINE MODE ON “DIGITAL EVIDENCE”**

DATE AND DAY	TIME	TOPICS	RESOURCE PERSON
25 <sup>th</sup> April (Friday)	6:30pm to 8:30pm	Module-IV – Bharatiya Sakshya Adiniam, 2023	Prof. Faisal Fasih
26 <sup>th</sup> April (Saturday)	3:00pm to 5:00pm	Module-V – Criminal Procedure (Identification) Act 2022	Prof. (Dr.) Suryakanta Baladhikari
27 <sup>th</sup> April (Sunday)	3:00pm to 5:00pm	Module-V- Criminal Procedure (Identification) Act 2022	Prof. (Dr.) Suryakanta Baladhikari
28 <sup>th</sup> April (Monday)	6:30pm to 8:30pm	Module-V- Cyber Security Fundamentals, Identification of Digital Evidence, Data Hiding Techniques	Prof. (Dr.) Tanarup Das
29 <sup>th</sup> April (Tuesday)	6:30pm to 8:30pm	Module-IV- Bharatiya Sakshya Adhinayam, 2023	Prof. Faisal Fasih
30 <sup>th</sup> April (Wednesday)	6:30pm to 8:30pm	Module-IV- Bharatiya Sakshya Adhinayam, 2023	Prof. Faisal Fasih
1 <sup>st</sup> May (Thursday)	6:30pm to 8:30pm	Module-I – Basic Knowledge concept of computer, Data collection, Different sources of forensic data	Prof. (Dr.) Kumar Askan Pandey
2 <sup>nd</sup> May (Friday)	6:30pm to 8:30pm	Module-I- Data Back up and Recovery Solution ➔ File System and file types: Analysing structures ➔ Use of computer forensic in law enforcement	Prof. (Dr.) Tanarup Das
3 <sup>rd</sup> May (Saturday)	6:30pm to 8:30pm	Module II- Types of evidence methods of collection - Duplication and presentation of digital evidence - Preserving the digital crime scene	Prof. (Dr.) Tanarup Das
4 <sup>th</sup> May (Sunday)	6:30pm to 8:30pm	Module II- Manner of seizure of digital document and preserving computer forensic evidence - Computer image verification and authentication	Prof. (Dr.) Tanarup Das
5 <sup>th</sup> May (Monday)	6:30pm to 8:30pm	Module III- Information Technology Act- 2000	Prof. (Dr.) Afkar Ahmed
6 <sup>th</sup> May (Tuesday)	6:30pm to 8:30pm	Module III- Information Technology Act-2000	Prof. (Dr.) Afkar Ahmed
7 <sup>th</sup> May (Wednesday)	6:30pm to 8:30pm	Module III- Information Technology Act-2000	Prof. (Dr.) Afkar Ahmed
8 <sup>th</sup> May (Thursday)	6:30pm to 8:30pm	Module VI- Analysis of Important Judgements	Prof. (Dr.) Tanarup Das
9 <sup>th</sup> April (Friday)	6:30pm to 8:30pm	Module VI- Analysis of Important Judgements	Prof. (Dr.) Tanarup Das

**Dipanwita Datta   Avirupa Chatterjee   Moumi Banerjee**  
**Course Coordinator**



# SURENDRANATH LAW COLLEGE

24/2, Mahatma Gandhi Road, Kolkata – 700009

Phone No. 23503896

Email – snlcollege@gmail.com | principal@snlawcollege.ac.in

Website : www.snlawcollege.ac.in

## User Manual for registration to Certificate Course on Digital Evidence (Outside Students)

### Step 1 : Register/Apply Link

<https://acsyserp.snlawcollege.ac.in/CertificateCourseSignup.aspx>

Surenranath Law College - Certificate Course Signup Form

Full Name :-	ABIR MUKHERJEE
Email ID :-	
Mobile (WhatsApp Number) (without +91) :-	
Mobile (Alternative)(without +91) :-	
Date Of Birth (dd/mm/yyyy) :-	20/03/1985
Gender :-	Male
Year/Semester :-	Select
Designation :-	Advocate
Institution/Organisation :-	Snlaw College
Job Description (If Employed) :-	Advocate
Photo (Below 100 KB) :-	Choose File No ...en
Certificate Course :-	Bharatiya Nagarik Sur

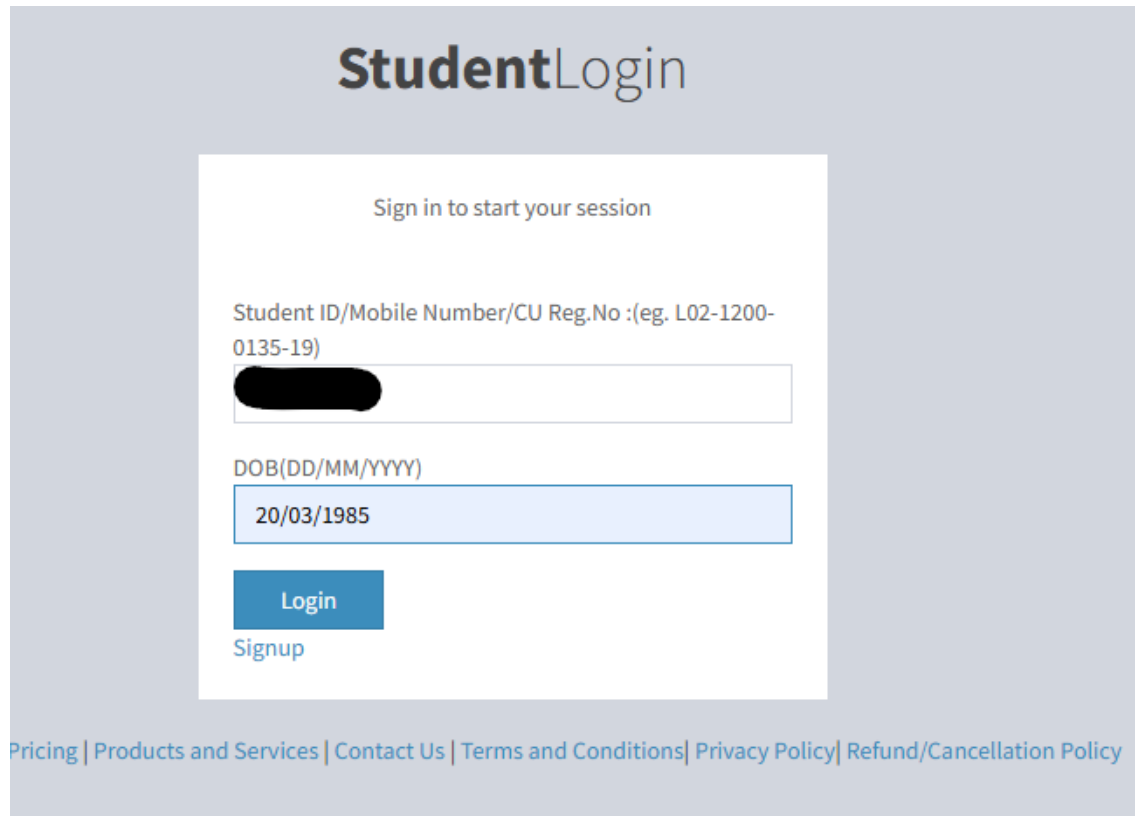
Save



Fill up the form and click on save button.

After successful registration you will receive registration confirmation mail from ERP software.

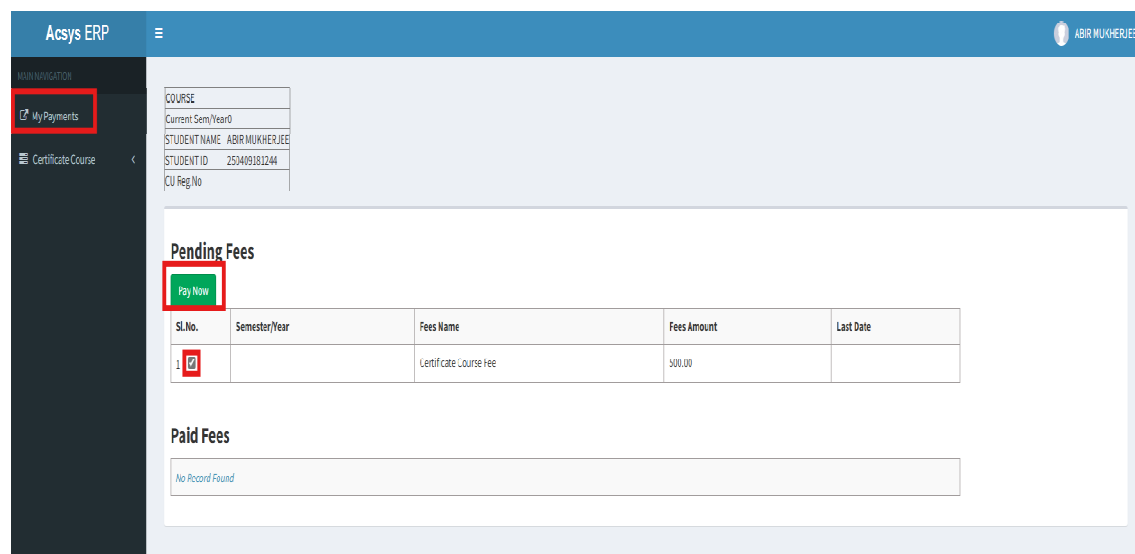
**Step 2 :**



The image shows the 'StudentLogin' interface. At the top, it says 'StudentLogin'. Below that, a white box contains the text 'Sign in to start your session'. There are two input fields: the first is for 'Student ID/Mobile Number/CU Reg.No : (eg. L02-1200-0135-19)' and the second is for 'DOB(DD/MM/YYYY)' with the value '20/03/1985'. Below the input fields are two buttons: 'Login' (blue) and 'Signup' (light blue). At the bottom of the interface, there is a navigation bar with links: 'Pricing | Products and Services | Contact Us | Terms and Conditions | Privacy Policy | Refund/Cancellation Policy'.

Now login with your mobile number or application Id and date of birth.

**Step 3:**



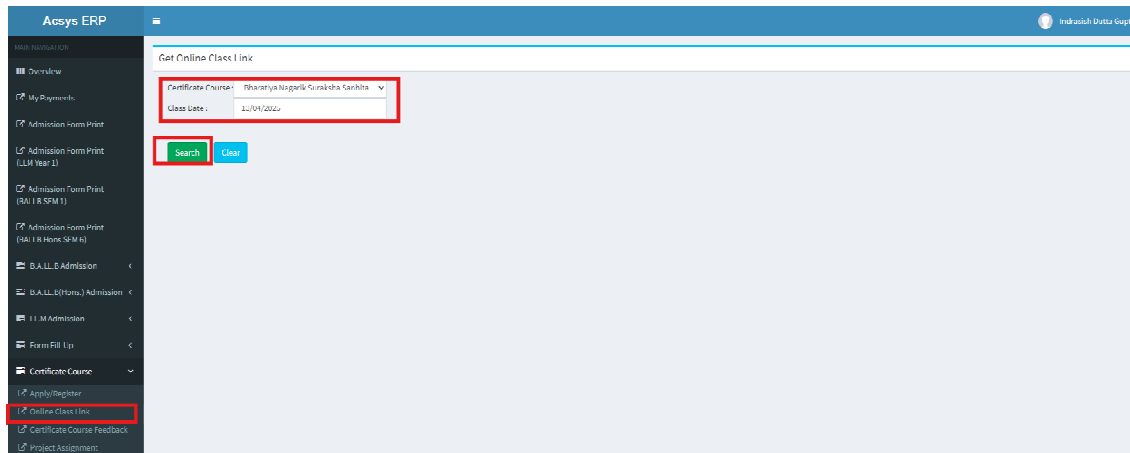
The image shows the 'Acsys ERP' interface. On the left, there is a sidebar with 'MAIN NAVIGATION' containing 'My Payments' (highlighted with a red box) and 'Certificate Course'. The main area displays student information: 'COURSE', 'Current Sem/Year 0', 'STUDENT NAME ABIR MUKHERJEE', 'STUDENT ID 253409181244', and 'CU Reg.No'. Below this, there is a 'Pending Fees' section with a 'Pay Now' button (highlighted with a red box). A table shows the pending fee: 'Certificate Course Fee' for '500.00'. Below the table, there is a 'Paid Fees' section with the text 'No Record Found'.

Sl.No.	Semester/Year	Fees Name	Fees Amount	Last Date
1		Certificate Course Fee	500.00	



After login make the online payment as mentioned above after payment you will receive a payment confirmation mail and also download payment receipt  
Now your registration completed successfully.

### **Step 3 : (Online Attendance and Join Zoom Meeting Link)**



The screenshot shows the Accsys ERP interface. On the left is a sidebar menu with options like 'Overview', 'My Documents', 'Admission Form Print', 'Admission Form Print (LLM Year 1)', 'Admission Form Print (BA I & BSM I)', 'Admission Form Print (BA I & Home Science)', 'D.A.L.L.E Admission', 'D.A.L.L.E (Hons.) Admission', 'J.J.M Admission', 'Form Fill Up', 'Certificate Course', 'Apply/Register', 'Online Class Link', 'Certificate Course Feedback', and 'Project Assignment'. The 'Online Class Link' option is highlighted. The main content area is titled 'Get Online Class Link'. It contains a form with a 'Certificate Course' dropdown menu showing 'Bharatya Jyotish Gurukul Gurukul', a 'Class Date' field with '20/04/2020', and 'Search' and 'Clear' buttons.

When the class start students first login to ERP then go to **Certificate course menu** and click on **Online class link** , now select the course and class date and click on search button.In this process your each class attendance will be recorded in our ERP software and also you will get zoom meeting link for each online class.

